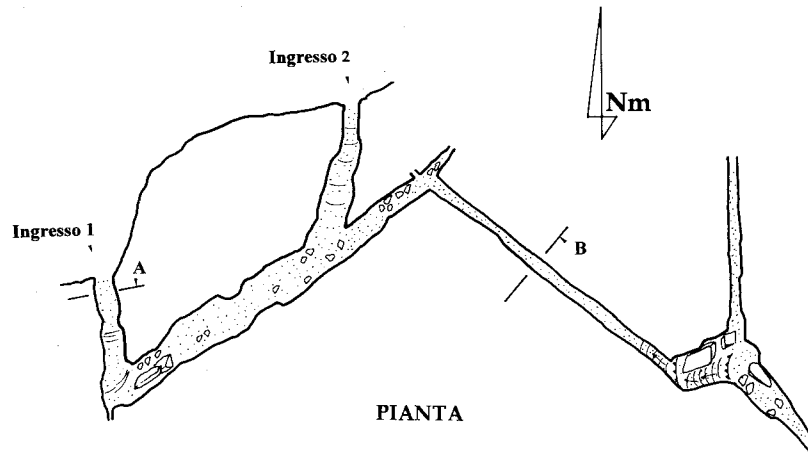


415 ER/BO


GROTTICELLA SOTTO
MISERAZZANO

Svil. spaz. : 41 m
Svil. plan. : 38 m
Disl. rel. : +4,3 ; -1,7 m
Disl. totale : 6,0 m

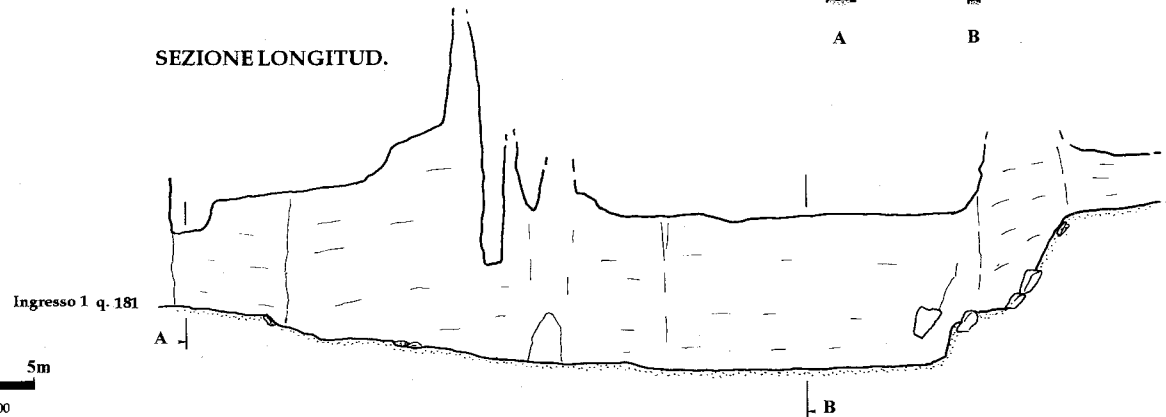
Rilievo GSB-USB
1998



SEZIONI TRASV.



SEZIONE LONGITUD.



0 5m
originale in scala 1:100